

Introduction to Citrix

- [Registering for Citrix?Access](#)
 - [Student](#)
 - [Faculty and Staff](#)
- [Installing and launching Citrix Workspace](#)
- [Navigating Citrix Workspace](#)
 - [Home Tab](#)
 - [App Tab](#)
 - [Launching Citrix Virtual Applications](#)
 - [Desktop Tab](#)
 - [Launching Citrix Remote Lab?](#)
- [Issues and troubleshooting](#)

Related Articles:

- [Citrix Accessing Network Files and Drive Mappings](#)
- [Citrix Software/Application Access](#)
- [Citrix Setup Instructions for Mac](#)
- [Citrix Setup Instructions for Windows](#)
- [Citrix](#)
- [Introduction to Citrix](#)
- [Citrix FAQs](#)

Citrix allows Selkirk College students, faculty, and staff to access a virtual Windows computer or specialized application on their own personal computers securely from anywhere (on and off-campus) and from any platform (Mac OS, Windows, Chrome OS, Linux, etc.) using the Citrix Receiver and Workspace applications.

Note: Citrix server is based on Windows, meaning that non-Windows users may need to use Windows keyboard shortcuts (e.g., Ctrl+C instead of Cmd+C) while using the applications.?

Citrix resources should not be used to circumvent regional restrictions (e.g. accessing content from countries with restricted access to local content. Please contact the content source for exemptions.)

Registering for Citrix?Access

Student

In order to access Citrix Workspace please contact the program instructor with your request.

Faculty and Staff

Citrix access is limited and assigned on as-needed basis. Access is only required if your program requires access to specialized applications that are not user install-able on their own personal computer.?

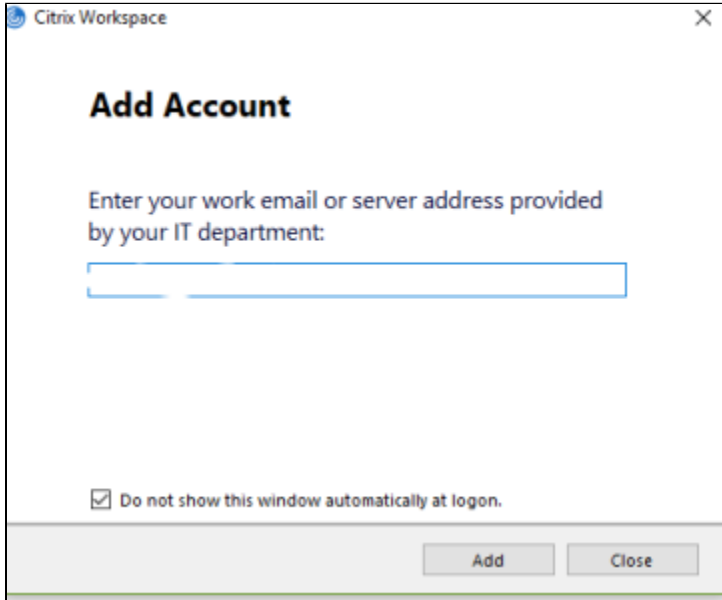
[Request Citrix Access](#)

Note: You will need to re-register every academic year for access to resources.?

Installing and launching Citrix Workspace

1. Install the Citrix Workspace application.
 - [Installing Citrix Workspace on Mac](#)
 - [Installing Citrix Workspace on Windows](#)
2. Launch the Citrix Workspace application.

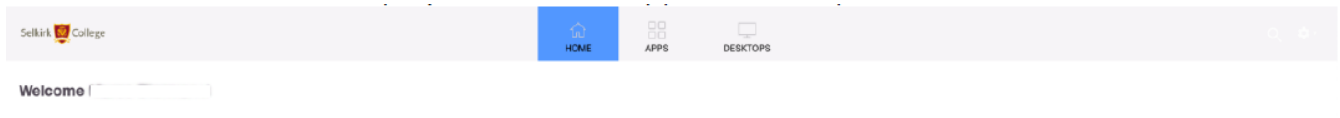
3. If this window appears,?DO NOT ENTER YOUR EMAIL, just check the box "Do not show this window automatically at logon" then click "Close".



Navigating Citrix Workspace

Home Tab

The Citrix Home tab will display your favorite Apps or Desktops.?



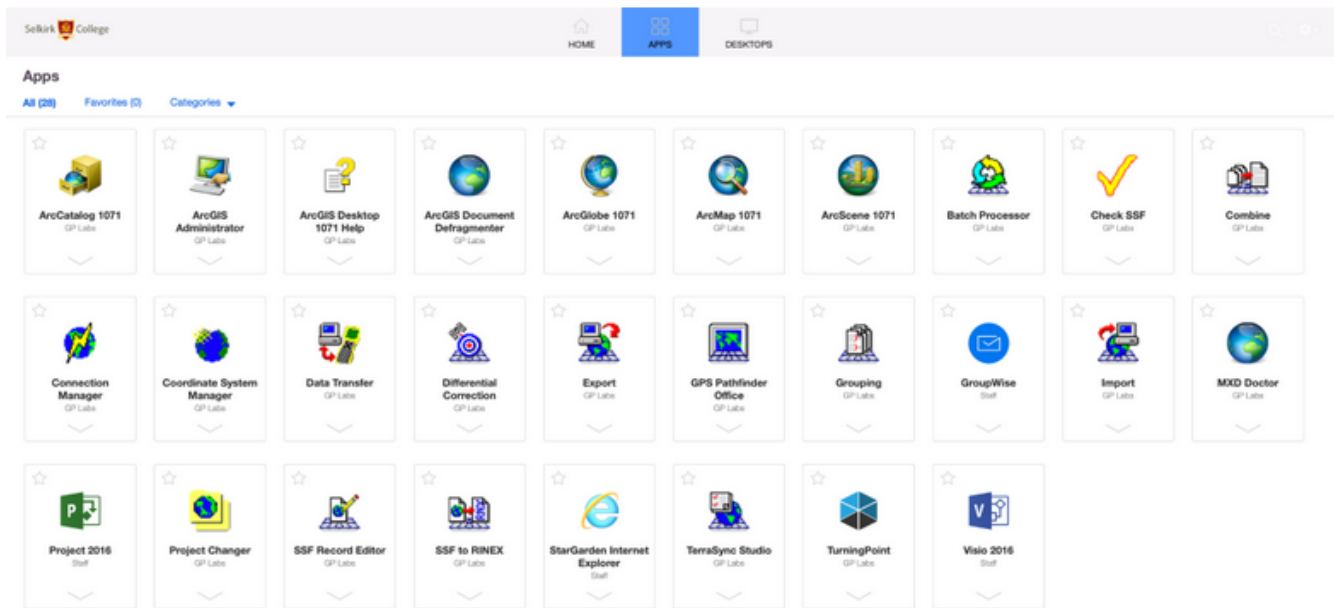
☆
You do not have any favorite Apps or Desktops yet.
To get started, go to Apps or Desktops and click or tap the star to favorite an item.

App Tab

The Citrix Apps tab features access to specialized virtual applications without launching a full Windows desktop.

Note

You will only see applications you have access to



Launching Citrix Virtual Applications

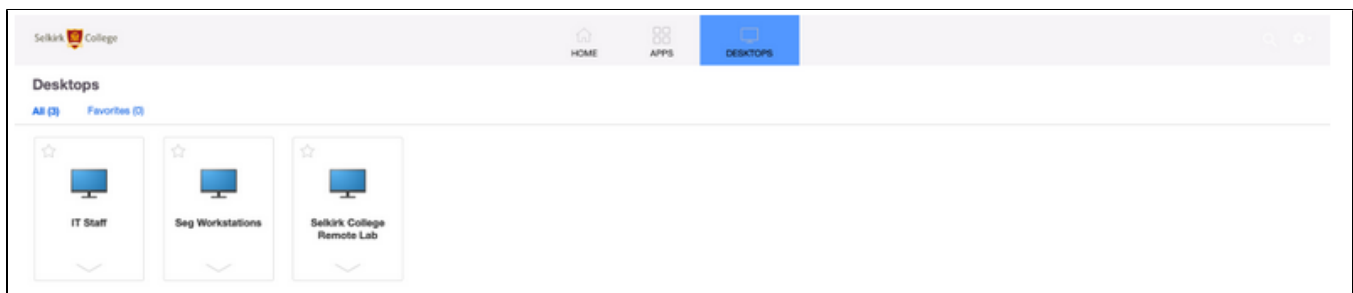
1. Launch Citrix Workspace application and log in with your network username and password.
2. Navigate to the Apps tab in Citrix Workspace.
3. To open a virtual application, click on the application icon.

Desktop Tab

The Desktop tab features access to specialized applications via a full virtual Windows desktop environment.

Note

You will only see desktops you have access to



Launching Citrix Remote Lab?

1. Launch Citrix Workspace application and log in with your network username and password.?
2. Navigate to the Desktops tab in Citrix Workspace.?
3. To open a remote lab computer, click on the lab icon.?

Issues and troubleshooting

Any issues encountered while accessing or using Citrix resources please consult the [Citrix Frequently Asked Questions](#) first.

If the issue persists please contact our IT service centre?[here](#).

