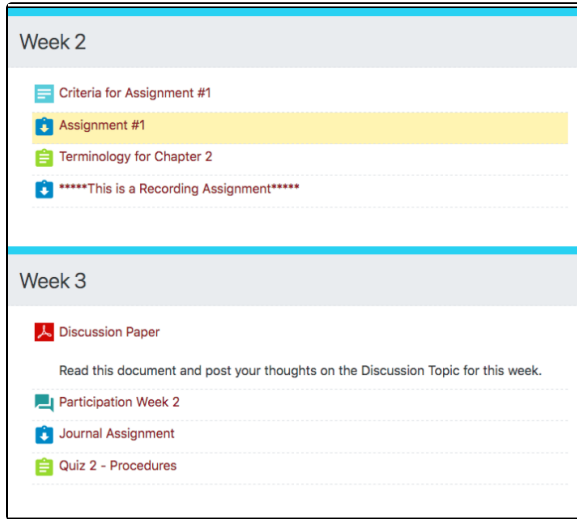


Course Topic Displays (Moodle)

Your instructor may choose one of two displays for course content - collapsed or expanded.

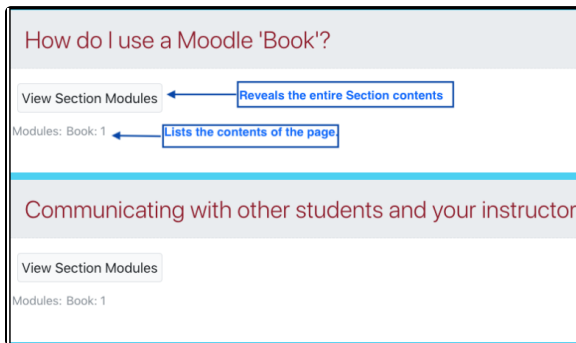
Expanded View

1. Show all sections on the same page (everything is visible):



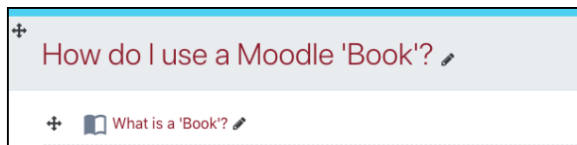
2. It may show only one section per page.

Collapsed View



In the above example, each week has the individual activities/resources listed in gray text (*i.e. Modules: Book: 1*).

1. To access the content, click on View Section Modules button



2. Use the forward/back arrow links to move forward or back one week/topic at a time.
3. Use **'Return to main course page'** link to go back to the main course page.

Jump To

This function is at the bottom on all opened activities or resources. Use it to move forward, back, or jump to another section of the course.

Related Articles:

- [Student Information \(Moodle\)](#)
- [Student Resources - Moodle](#)
- [Navigating the Moodle Site\(s\)](#)
- [Course Topic Displays \(Moodle\)](#)
- [Dashboard, My Courses and Home \(Moodle\)](#)
- [Changing My Moodle Password](#)
- [Updating "My Profile" \(Moodle\)](#)
- [Using the Activities Block \(Moodle\)](#)
- [Learning Tools and System Requirements](#)
- [Moodle Links By Program](#)

Goes to the previous Section

Option to jump to other Sections

◀ Sample Quiz - Try Me!

Jump to...